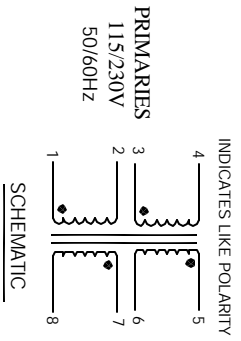


The information contained in this drawing is the sole property of CWS/Epilink and may be reproduced in part or whole without written permission of the manufacturer.

REVISION HISTORY

REV	ECN	DESCRIPTION	BY	DATE	CHK	DATE
A		PRODUCTION RELEASE	TKK	4/15/05	JLAW	4/15/05



5 WHERE SHOWN, USING A PERMANENT MARKING METHOD
MARK PART NUMBER AND REVISION

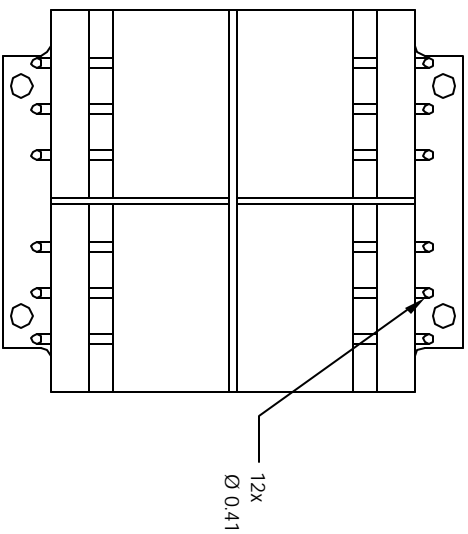
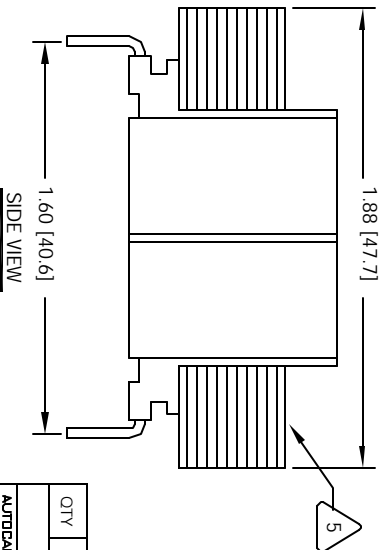
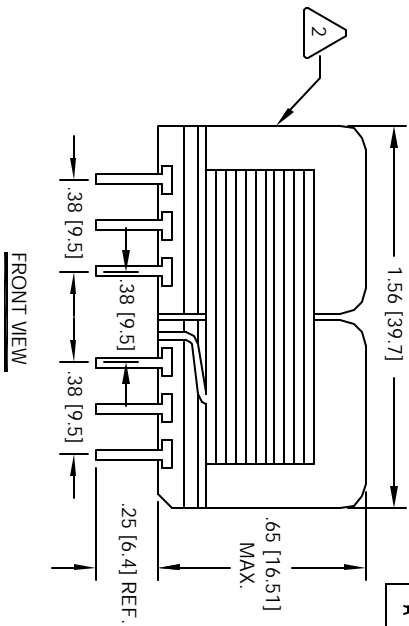
4 CONTACT CWS FOR MORE INFORMATION
BUT NOT CERTIFIED OR TESTED BY THESE AGENCIES
DESIGNED TO MEET UL, CSA, TUV STANDARDS,
CONCENTRIC CONSTRUCTION

3 SPECIFICATIONS @ 25°C
WIRE: UL RECOGNIZED 130°C RATED MAGNET WIRE
CWS BYTEMARK OR OTHER APPROVED PART
CORE: 50 Hz / 60 Hz LAMINATION

PRIMARY INPUT VOLTAGE (2+3) = 230 VAC, 50/60 HZ
PRIMARY INPUT VOLTAGE (1+3, 4+2) = 115 VAC, 50/60 HZ
PARALLEL CONNECTION (5+7, 6+8) = 17V @ 150 mA
SERIES CONNECTION (6+7) = 34V C.T. @ 75 mA
SECONDARY RMS RATING :-
VOLT-AMPERES RATING = 2.5 VA

2 BOBBIN RATING CLASS B (130°C) REQUIRED
MATERIAL: UL RECOGNIZED 94V-0 FOR FLAMMABILITY

NOTES: UNLESS OTHERWISE SPECIFIED,
READ NOTES FROM BOTTOM TO TOP



UNLESS OTHERWISE SPECIFIED
DIMENSIONING AND TOLERANCES PER ANSI Y14.1M
ALL DIMENSIONS ARE IN INCHES AND (MILLIMETERS).

TOLERANCES UNLESS OTHERWISE SPECIFIED:
DIMENSIONS IN INCHES: ±.0030"
DIMENSIONS IN MILLIMETERS: ±.08
ANGLES: ±1.0°

DO NOT SCALE DRAWING

QTY	CODE IDENT	MFG. P/N	DESCRIPTION	ITEM NO.
			PARTS LIST	
	AUTOCAD SOLIDWORKS	X		
	SIGN	DATE	TITLE	
	TKK	4/15/05	Power Transformer	
	BRND JLAW	4/15/05	EPL Series, 2.5VA, 0.65" High	
	ENGR KSLUM	4/16/05		
	APPR. JLAW	4/15/05		
		SCALE	SIZE (INCHES)	REV
		2=1	B	A
			EPL-2.5-34	
			SHEET 1 OF 1	